
Microsoft Office Visio 2007 Professional Add-In For Rack Server Virtualization Crack (Latest)





Download

Microsoft Office Visio 2007 Professional Add-In For Rack Server Virtualization [2022-Latest]

Rack server virtualization is a very hot topic in Data centers. It is easy to understand that it saves on rack space and hence saving on rack power and rack cooling. But one thing that virtualization does is it hides the physical hardware from you so you have to know what is inside of the rack to virtualize it. So what is the best way to find out what the hardware is? A tool that shows every device in a rack and also other information about that device is highly desired. The Microsoft Office Visio 2007 Professional Add-In for Rack Server Virtualization Free Download helps you plan virtualization. With over 70% hardware being under-utilized, this very valuable tool can draw a clear picture of your hardware utilization. This tool auto-generates your rack and detailed server diagrams from Excel template provided. Analyze your racks and serves using WMI or get the utilization data over time using the Ops Manager connection. Use the magic virtualize button to see the before after detailed picture of your racks, see clearly where you have the opportunity to save on space and power. See the power of Data Visualization at work with this Visio Add-in For Visio 2007 Requirements: .NET Framework 2.0 Microsoft Office Visio 2007 Microsoft VSTO 2005 SE Runtime Microsoft Office Visio 2007 Professional Add-In for Rack Server Virtualization 2022 Crack does not write to your Visio drawing; it only displays its contents. In order to remove this, please un-check the box Encrypt my drawing during the registration process. Enterprise control over all aspects of an asset; integrating the physical, virtual and cloud · Control all aspects of physical, virtual and cloud IT systems · Go where the cloud is today and where it's headed · Manage assets through the enterprise infrastructure · Plan across the entire asset life cycle This week I'm glad to talk about "Project Olympus" which is one of the many innovation from Microsoft Nigeria, EMM. EMM are the beneficiaries of these innovative ideas to learn how to equip the legacy system with modern technology. These types of innovation could be called as "jazz to the legacy systems" Microsoft has a program for Nigeria called "Project Olympus" which is an investment program. Project Olympus is one of the investment of Microsoft to drive innovation, empower technology, and change lives. Project Olympus was created in April 2013 to seed the next wave

Microsoft Office Visio 2007 Professional Add-In For Rack Server Virtualization Crack PC/Windows

With over 70% hardware being under-utilized, this very valuable tool can draw a clear picture of your hardware utilization. This tool auto-generates your rack and detailed server diagrams from Excel template provided. Analyze your racks and serves using WMI or get the utilization data over time using the Ops Manager connection. Use the magic virtualize button to see the before after detailed picture of your racks, see clearly where you have the opportunity to save on space and power. See the power of Data Visualization at work with this Visio Add-in For Visio 2007 Requirements: .NET Framework 2.0 Microsoft Office Visio 2007 Microsoft VSTO 2005 SE Runtime With over 70% hardware being under-utilized, this very valuable tool can draw a clear picture of your hardware utilization. This tool auto-generates your rack and detailed server diagrams from Excel template provided. Analyze your racks and serves using WMI or get the utilization data over time using the Ops Manager connection. Use the magic virtualize button to see the before after detailed picture of your racks, see clearly where you have the opportunity to save on space and power. See the power of Data Visualization at work with this Visio Add-in For Visio 2007. Requirements:.NET Framework 2.0 Microsoft Office Visio 2007 Microsoft VSTO 2005 SE Runtime Please be aware that the product is still a pre-release. We are not sure if all features will be included in the final version. .NET Framework 2.0 Microsoft Office Visio 2007 Microsoft VSTO 2005 SE Runtime Fully featured rack plan templates to help you plan rack

virtualization. See your rack in before and after with this rack virtualization add-in for office 2007. Rack scheduling software to increase efficiency at your data center. Plan your racks step by step. Show the rack in before and after configuration. Analyze and make changes. Visualize Data with this Visual Studio Data Visualization add-in for Office 2007. Requirements:  Microsoft .NET Framework 2.0 Microsoft Office Visual Studio Professional Edition 2007  Microsoft VSTO 2005 SE Runtime  Microsoft Visual Studio Tools for Office 2007  Microsoft Office Visio 2007 Professional Displays a clear visual representation of your hardware utilization. 09e8f5149f

Microsoft Office Visio 2007 Professional Add-In For Rack Server Virtualization Crack +

The Microsoft Office Visio 2007 Professional Add-In for Rack Server Virtualization helps you plan virtualization. With over 70% hardware being under-utilized, this very valuable tool can draw a clear picture of your hardware utilization. This tool auto-generates your rack and detailed server diagrams from Excel template provided. Analyze your racks and servers using WMI or get the utilization data over time using the Ops Manager connection. Use the magic virtualize button to see the before after detailed picture of your racks, see clearly where you have the opportunity to save on space and power. See the power of Data Visualization at work with this Visio Add-in For Visio 2007 Not all cgi are equal! In fact, not all of them are even cgi! All that's required for a web site to be a cgi site is for it to have a.cgi extension. But it's not enough to say that a web site in which a picture of a cat is displayed is a cgi site. That's like saying that a statement is a cgi site if it says something -- just to prove a point. The rest of this document is devoted to explaining some of the differences between cgi and other programs. Page 1 . The Placement of Cgi Scripts in Your Web Site The traditional CGI model is one in which a web server automatically serves a file containing a program, run by the web server. This program then performs a reaction to the user's request and returns a web page with the results. In other words, the program is written to run outside of the context of the web page. In this model, the page loads the program to perform its task and sends the results of the program back to the browser. The.cgi extension is a convention for indicating that the program should be run by a server. For example, it could indicate that the file is to be run by Apache, or by a Tomcat server, or by IIS, or by some other server. Of course, it could also indicate that it's a Perl script, or a shell script, or something else. In principle, this model is a good idea, because on the Internet, you don't really know where the server is that will serve the file. Whether it is a Unix server or a Windows server, or is a personal computer in your house or a server at a corporate site, you just don't know.

What's New in the Microsoft Office Visio 2007 Professional Add-In For Rack Server Virtualization?

Microsoft Office Visio 2007 Professional Add-In for Rack Server Virtualization is an add-in for Microsoft Office Visio 2007 Professional. This powerful add-in makes it easy for you to create virtualization plans. With over 70% of hardware being under-utilized, this very valuable tool can draw a clear picture of your hardware utilization. This tool auto-generates your rack and detailed server diagrams from an Excel template provided. Analyze your racks and servers using WMI or get the utilization data over time using the Ops Manager connection. See the power of Data Visualization at work with this Visio Add-in For Visio 2007 Features: Microsoft Office Visio 2007 Professional Add-In for Rack Server Virtualization [?](#) Inventories Information • Create Lists and Diagrams • Save Intelligence in Lists and Diagrams • Design an Inventories and ERP Information • Create Blank Diagrams [?](#) Dynamic Attribute Manipulation • Dynamic Attribute Manipulation • Features for ERP • Use it to analyze your racks and servers • Use it to understand the utilization of racks and servers • Use it to design an Inventories and ERP Information • Use it to design an ERP Information • Optimize your hardware with Visio • Delete and modify your diagrams • Optimize your hardware with Visio • Merge / Split / Align / Descend • Merge / Split / Align / Descend • Dynamic Attribute Manipulation • Use it to analyze your racks and servers • Use it to understand the utilization of racks and servers • Use it to optimize your racks and servers • Use it to design an Inventories and ERP Information • Use it to optimize your racks and servers • Use it to design an Inventories and ERP Information • Dynamically create lists and diagrams from existing lists and diagrams in the Visio file • On-Going Tasks • Create Lists and Diagrams • Generates Rack and Server Diagrams from Templates • Save Intelligence in Lists and Diagrams • Convert a Worksheet to a List or Diagrams • Design an Inventories and ERP Information • Share Current Diagram • Analyze your racks and servers using WMI • Use it to Optimize your hardware with Visio • Delete and modify your diagrams • Optimize your hardware with Visio • Merge

System Requirements For Microsoft Office Visio 2007 Professional Add-In For Rack Server Virtualization:

Processor: Intel Pentium 4 2.4 GHz / AMD Athlon 64 2.6 GHz / AMD Athlon 2.2 GHz / AMD Duron 1.6 GHz Memory: 1GB RAM Hard disk: 10 MB free hard disk space Graphics: Minimum Intel 82945G Express Integrated Graphics DirectX: 9.0 Sound Card: DirectX 9.0 compatible sound card. Peripherals: Keyboard and Mouse Additional Notes: This is a 32-bit game, and

<http://kwan-amulet.com/archives/1880521>

<http://www.oscarspub.ca/geoquiz-crack-download-latest/>

<http://mir-ok.ru/wp-content/uploads/2022/06/carinte.pdf>

<https://ecafy.com/wp-content/uploads/2022/06/Atom.pdf>

http://pixology.in/wp-content/uploads/2022/06/Media_Center_Studio.pdf

<http://nmprayerconnect.org/2022/06/07/marapass-crack-activation-key-free-download/>

https://media1.ambisonic.se/2022/06/ImageToText_With_Product_Key.pdf

<http://joshuatestwebsite.com/securenotes/>

http://connect.tg/wp-content/uploads/2022/06/Otpass_Crack.pdf

http://leasevoordeel.be/wp-content/uploads/2022/06/SyReach_Notes_Crack_.pdf

<http://insenergias.org/?p=2509>

<https://btimes.my/389295-magicbeamer-crack-incl-product-key-free-download-for-windows>

<https://innovacioncosmetica.com/argente-uninstall-programs-3-1-0-4-crack-free-download-3264bit/>

<https://adelinapoelman6059.wixsite.com/unsmarverno/post/rain-alarm-crack-updated-2022>

<https://webtium.com/wp-content/uploads/2022/06/wendlau.pdf>

https://dulcexv.com/wp-content/uploads/2022/06/ZaraRds_With_Registration_Code.pdf

http://www.ubom.com/upload/files/2022/06/QiPL8SpZuXopXYb2SHEp_08_dc028bb379dc0118c26d6a6d17a3aed0_file.pdf

https://www.gayleatherbiker.de/upload/files/2022/06/FXMy7zNUuYTmWQsiy5Az_08_dc028bb379dc0118c26d6a6d17a3aed0_file.pdf

<https://vithlevan.com/luu-tru/3089>

https://www.urban-texture.it/wp-content/uploads/Axion_Crack_With_Key_April2022.pdf